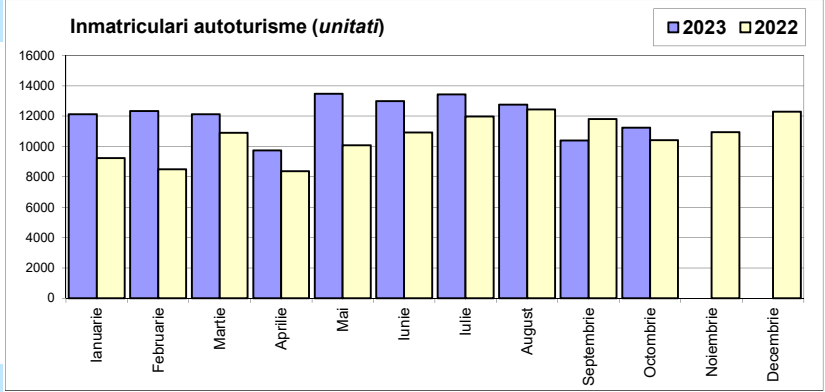


Inmatriculari autoturisme / Passenger car registrations

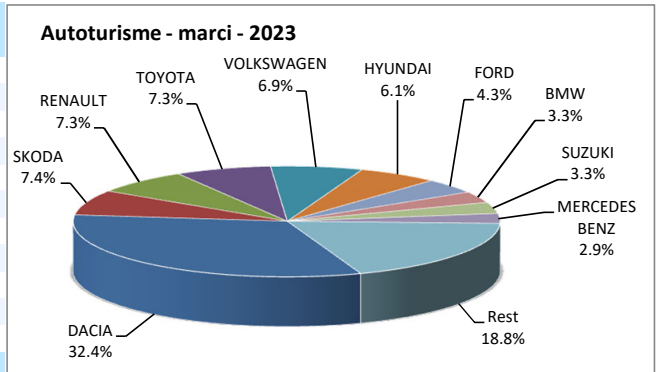
Luna/An	2023	2022	Variatie
Ianuarie	12 134	9 248	31.2%
Februarie	12 338	8 510	45.0%
Martie	12 120	10 902	11.2%
Aprilie	9 736	8 371	16.3%
Mai	13 466	10 080	33.6%
Iunie	12 993	10 930	18.9%
Iulie	13 431	11 987	12.0%
August	12 750	12 448	2.4%
Septembrie	10 396	11 813	-12.0%
Octombrie	11 244	10 423	7.9%
Noiembrie		10 949	-
Decembrie		12 287	-
Total	120 608	104 712	15.2%

127 948



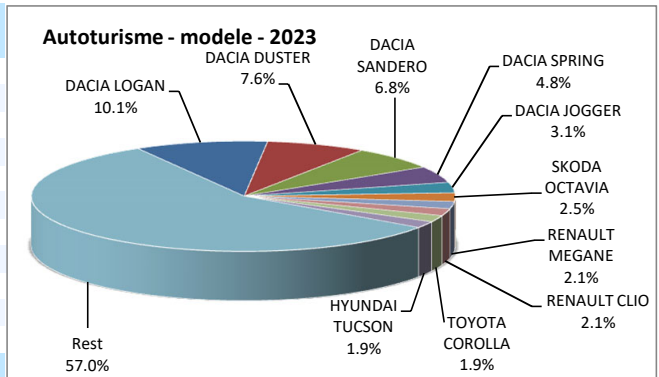
Top inmatriculari autoturisme - marci / Passenger car top - by make

MARCA	Octombrie unitati	Var. luna sim. an anterior	2023 unitati	Var. an anterior
DACIA	3156	-1.5%	39075	26.0%
SKODA	874	14.5%	8871	23.8%
RENAULT	745	-11.3%	8776	46.9%
TOYOTA	980	21.9%	8773	4.4%
VOLKSWAGEN	840	26.3%	8377	25.0%
HYUNDAI	697	-4.4%	7364	-10.2%
FORD	461	-24.5%	5235	-27.9%
BMW	469	81.8%	3991	61.8%
SUZUKI	462	73.7%	3979	112.4%
MERCEDES BENZ	391	43.2%	3461	23.0%
Rest	2169	7.9%	22706	-
TOTAL	11244	7.9%	120608	15.2%



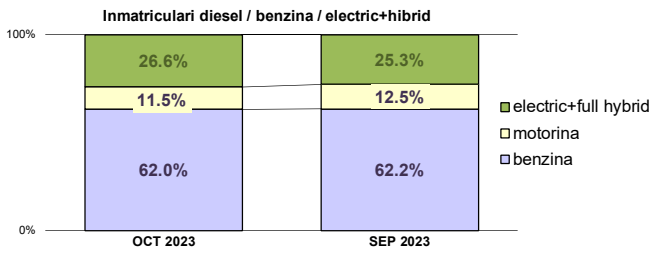
Top inmatriculari autoturisme - modele / Passenger car top - by model

MODEL	Octombrie unitati	Var. luna sim. an anterior	2023 unitati	Var. an anterior
DACIA LOGAN	950	-2.0%	12178	34.6%
DACIA DUSTER	674	-26.9%	9136	17.8%
DACIA SANDERO	786	10.4%	8238	16.6%
DACIA SPRING	506	26.8%	5796	26.9%
DACIA JOGGER	240	20.0%	3726	84.6%
SKODA OCTAVIA	225	-22.7%	3026	48.0%
RENAULT MEGANE	144	22.0%	2556	67.1%
RENAULT CLIO	190	-46.9%	2510	62.4%
TOYOTA COROLLA	214	9.7%	2334	3.4%
HYUNDAI TUCSON	307	4.4%	2327	-11.2%
Rest	7008	17.5%	68781	-
TOTAL	11244	7.9%	120608	15.2%

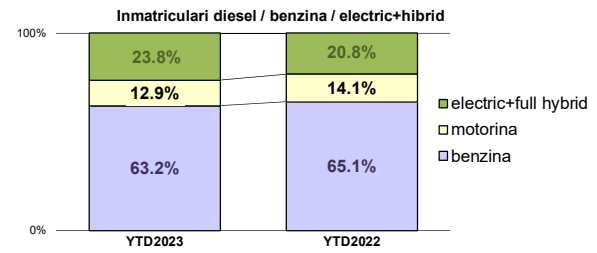


Segmentare autoturisme dupa tipul de combustibil / PC segmentation by type of fuel

	benzina		motorina		electric+full hybrid		total
OCT 2023	6967	62.0%	1289	11.5%	2988	26.6%	11 244
SEP 2023	6466	62.2%	1300	12.5%	2630	25.3%	10 396



	benzina		motorina		electric+full hybrid		total
YTD2023	76281	63.2%	15577	12.9%	28750	23.8%	120 608
YTD2022	68158	65.1%	14737	14.1%	21817	20.8%	104 712



Categoria Full Hybrid nu include si Mild Hybrid // Full Hybrid category does not include Mild Hybrid vehicles

Inmatriculari autoturisme in functie de tipul de combustibil / Passenger car registrations by fuel type

Luna/An	2023				Pondere				Variatie 23/22			
	Motorina	Benzina	EV	HEV	Motorina	Benzina	EV	HEV	motorina	benzina	EV	HEV
Ianuarie	1 460	8 005	1 483	1 186	12.0%	66.0%	12.2%	9.8%	13.5%	26.9%	62.3%	59.8%
Februarie	1 620	8 352	1 469	897	13.1%	67.7%	11.9%	7.3%	12.9%	48.0%	91.5%	35.3%
Martie	1 593	8 182	1 447	898	13.1%	67.5%	11.9%	7.4%	-5.7%	19.9%	4.6%	-10.8%
Aprilie	1 486	6 168	1 329	753	15.3%	63.4%	13.7%	7.7%	18.0%	16.9%	24.6%	-2.3%
Mai	1 733	8 633	1 881	1 219	12.9%	64.1%	14.0%	9.1%	23.8%	30.9%	94.9%	8.8%
Iunie	1 734	7 882	2 083	1 294	13.3%	60.7%	16.0%	10.0%	31.0%	10.2%	74.2%	2.8%
Iulie	1 701	7 890	2 483	1 357	12.7%	58.7%	18.5%	10.1%	16.8%	-0.1%	80.7%	7.9%
August	1 661	7 736	2 066	1 287	13.0%	60.7%	16.2%	10.1%	19.0%	-9.2%	61.5%	2.6%
Septembrie	1 300	6 466	1 586	1 044	12.5%	62.2%	15.3%	10.0%	-32.4%	-10.2%	-1.2%	-3.3%
Octombrie	1 289	6 967	1 613	1 375	11.5%	62.0%	14.3%	12.2%	-17.8%	3.4%	47.2%	35.1%
Noiembrie	-	-	-	-	-	-	-	-	-	-	-	-
Decembrie	-	-	-	-	-	-	-	-	-	-	-	-
Total	15 577	76 281	17 440	11 310	12.9%	63.2%	14.5%	9.4%	5.7%	11.9%	49.8%	11.2%

Categoria EV cuprinde atat autoturismele electrice 100% si pe cele Plug-in // The EV category includes full electric vehicles and Plug-In vehicles.

Categoria HEV cuprinde doar autoturismele Full Hybrid // The HEV category includes only Full Hybrid vehicles

Top 10 Autoturisme in functie de tipul de alimentare - marci / Top 10 passenger car sales by fuel type and make

Top 10 Motorina - marci

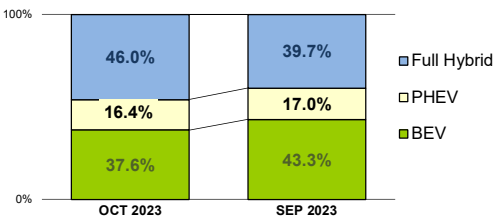
MARCA	Octombrie 2023	2023	Pondere %	Var. an anterior
DACIA	362	4654	29.9%	-2.0%
SKODA	254	2966	19.0%	41.1%
BMW	189	1843	11.8%	86.7%
VOLKSWAGEN	76	1422	9.1%	9.5%
AUDI	77	969	6.2%	15.8%
MERCEDES BENZ	105	858	5.5%	13.5%
FORD	16	585	3.8%	-22.0%
RENAULT	37	559	3.6%	-5.6%
VOLVO	29	370	2.4%	46.2%
PEUGEOT	53	338	2.2%	-63.9%
Rest	91	1013	6.5%	-
TOTAL	1289	15577	100.0%	5.7%

Top 10 Benzina - marci

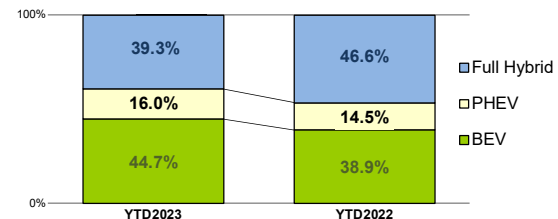
MARCA	Octombrie 2023	2023	Pondere %	Var. an anterior
DACIA	2243	28433	37.3%	31.0%
RENAULT	488	6020	7.9%	39.1%
HYUNDAI	494	5887	7.7%	-10.5%
SKODA	596	5715	7.5%	19.8%
VOLKSWAGEN	660	5528	7.2%	21.5%
SUZUKI	416	3818	5.0%	111.5%
FORD	313	3213	4.2%	-40.4%
KIA	236	2219	2.9%	9.6%
MAZDA	228	1963	2.6%	12.2%
MERCEDES BENZ	156	1477	1.9%	24.7%
Rest	1137	12008	15.7%	-
TOTAL	6967	76281	100%	11.9%

Segmentare autoturisme electrificate / Electrified PC segmentation

	BEV	PHEV	Full Hybrid	total			
OCT 2023	1123	37.6%	490	16.4%	1375	46.0%	2 988
SEP 2023	1140	43.3%	446	17.0%	1044	39.7%	2 630



	BEV	PHEV	Full Hybrid	total			
YTD2023	12845	44.7%	4595	16.0%	11310	39.3%	28 750
YTD2022	8491	38.9%	3154	14.5%	10172	46.6%	21 817



Categoria Full Hybrid nu include si Mild Hybrid // Full Hybrid category does not include Mild Hybrid vehicles

Inmatriculari autoturisme electrificate pe marca / Electrified Passenger car registrations by make

Top Marci - Electrice

MARCA	2023	2022	Var. %
DACIA	5796	4567	26.9%
TESLA	2705	914	196.0%
VOLKSWAGEN	1232	691	78.3%
RENAULT	816	247	230.4%
HYUNDAI	406	452	-10.2%
MERCEDES BENZ	331	270	22.6%
BMW	302	198	52.5%
SKODA	177	168	5.4%
PEUGEOT	175	177	-1.1%
TOYOTA	141	3	>900%
Altele	764	804	-
TOTAL	12845	8491	51.3%

Top Marci - Plug-in hybrid

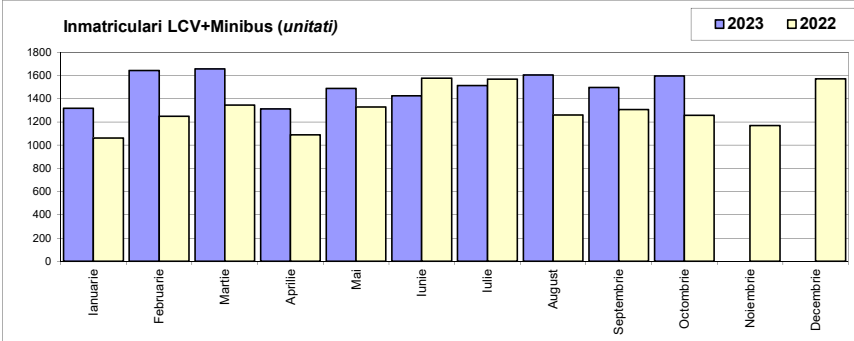
MARCA	2023	2022	Var. %
MERCEDES BENZ	795	604	31.6%
FORD	662	340	94.7%
BMW	560	345	62.3%
VOLVO	420	271	55.0%
TOYOTA	361	89	305.6%
HYUNDAI	309	358	-13.7%
RENAULT	263	215	22.3%
MAZDA	237	17	>900%
VOLKSWAGEN	195	164	18.9%
KIA	114	36	216.7%
Altele	679	715	-
TOTAL	4595	3154	45.7%

Top Marci - Full Hybrid

MARCA	2023	2022	Var. %
TOYOTA	6978	6981	0.0%
RENAULT	1118	593	88.5%
FORD	689	696	-1.0%
HYUNDAI	682	790	-13.7%
HONDA	668	726	-8.0%
NISSAN	325	1	>900%
DACIA	192	0	-
LEXUS	185	149	24.2%
KIA	166	101	64.4%
SUZUKI	147	54	172.2%
Altele	160	81	97.5%
TOTAL	11310	10172	11.2%

Inmatriculări comerciale usoare si minibus / LCV & Minibus registrations

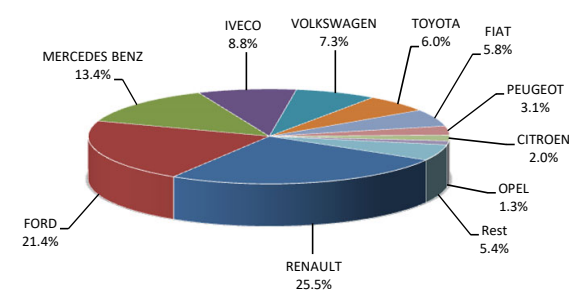
Luna/An	2023	2022	Variatie
Ianuarie	1 318	1 060	24.3%
Februarie	1 643	1 249	31.5%
Martie	1 655	1 344	23.1%
Aprilie	1 313	1 089	20.6%
Mai	1 488	1 329	12.0%
Iunie	1 425	1 577	-9.6%
Iulie	1 513	1 568	-3.5%
August	1 605	1 259	27.5%
Septembrie	1 495	1 305	14.6%
Octombrie	1 596	1 256	27.1%
Noiembrie	1 169	-	-
Decembrie	1 571	-	-
Total	15 051	13 036	15.5%



Inmatriculări comerciale <3.5t si minibus - marci / LCV + minibus registrations by make

MARCA	Octombrie unitati	Var. luna sim. an anterior	2023 unitati	Var. an anterior
RENAULT	490	129.0%	3837	39.2%
FORD	335	-10.9%	3220	6.0%
MERCEDES BENZ	198	-1.0%	2015	23.0%
IVECO	133	-1.5%	1324	-14.7%
VOLKSWAGEN	141	67.9%	1100	27.8%
TOYOTA	75	21.0%	903	32.2%
FIAT	55	323.1%	873	42.4%
PEUGEOT	68	134.5%	466	-0.4%
CITROEN	23	-46.5%	294	-24.8%
OPEL	30	-16.7%	203	-33.7%
Rest	48	-25.0%	816	-
TOTAL	1596	27.1%	15051	15.5%

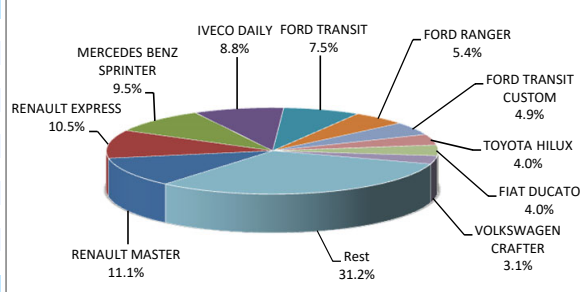
Inmatriculări LCV si minibus - marci - 2023



Inmatriculări comerciale <3.5t si minibus - modele / LCV + minibus registrations by models

MODEL	Octombrie unitati	Var. luna sim. an anterior	2023 unitati	Var. an anterior
RENAULT MASTER	248	175.6%	1676	44.9%
RENAULT EXPRESS	142	56.0%	1586	48.4%
MERCEDES BENZ SPRINTER	146	-5.2%	1429	19.1%
IVECO DAILY	133	-1.5%	1322	-14.7%
FORD TRANSIT	150	-20.2%	1129	-23.6%
FORD RANGER	53	-14.5%	807	101.8%
FORD TRANSIT CUSTOM	64	14.3%	737	27.1%
TOYOTA HILUX	53	112.0%	607	56.4%
FIAT DUCATO	37	640.0%	602	53.2%
VOLKSWAGEN CRAFTER	40	66.7%	463	34.2%
Rest	530	24.4%	4693	-
TOTAL	1596	27.1%	15051	15.5%

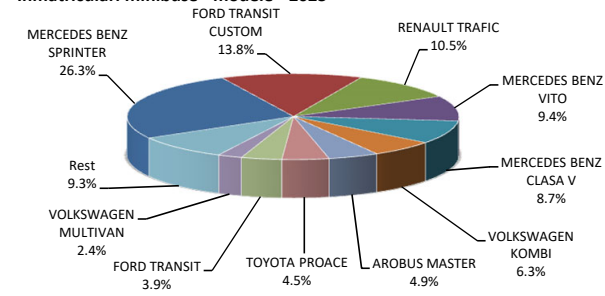
Inmatriculări LCV si minibus - modele - 2023



Inmatriculări minibus - modele / Minibus registrations by models

MODEL	Octombrie unitati	Var. luna sim. an anterior	2023 unitati	Var. an anterior
MERCEDES BENZ SPRINTER	63	57.5%	601	81.0%
FORD TRANSIT CUSTOM	37	131.3%	315	103.2%
RENAULT TRAFIC	13	-45.8%	241	23.6%
MERCEDES BENZ VITO	12	-7.7%	216	91.2%
MERCEDES BENZ CLASA V	16	14.3%	200	14.3%
VOLKSWAGEN KOMBI	29	123.1%	144	82.3%
AROBUS MASTER	0	-	112	-
TOYOTA PROACE	7	-58.8%	104	-18.1%
FORD TRANSIT	3	-72.7%	90	73.1%
VOLKSWAGEN MULTIVAN	10	233.3%	54	58.8%
Rest	25	257.1%	212	-
TOTAL	215	36.1%	2289	60.7%

Inmatriculări minibus - modele - 2023



Inmatriculări pick-up - modele / Pick-up registrations by models

MODEL	Octombrie unitati	Var. luna sim. an anterior	2023 unitati	Var. an anterior
FORD RANGER	53	-14.5%	807	101.8%
TOYOTA HILUX	53	112.0%	607	56.4%
DACIA DUSTER	8	-78.9%	163	270.5%
ISUZU D MAX	9	80.0%	98	32.4%
SSANGYONG MUSSO GRAND	8	100.0%	82	272.7%
VOLKSWAGEN AMAROK	14	-	18	-
JEEP GLADIATOR	1	-	9	-59.1%
PIAGGIO PORTER	0	-100.0%	6	-57.1%
NISSAN NAVARA	0	-	1	-92.3%
Alte marci	0	-	1	-
Rest	1	-	3	-
TOTAL	147	8.1%	1795	68.7%

Inmatriculări pick-up - modele - 2023

